



DPA UPScale ST 10–120 kW

Modular
Three-phase
UPS system

➤ Best-in-class
modular UPS
for maximum
availability.

continuous power
protection availability



Designed to provide large system benefits for medium power applications.



Designed for medium power applications, the DPA UPScale ST delivers true modular power protection from 10 to 120 kW (one to six modules) in a single industry-standard frame. Its flexible design provides a “pay as you grow” model, ideal in situations where requirements change quickly and unpredictably. The DPA UPScale ST enables cost reduction through best-in-class efficiency performance, fast and efficient implementation and extremely low overall operating costs.

The modular DPA UPScale ST is based on Newave’s unique and proven Decentralised Parallel Architecture (DPA™). DPA means that each UPS module contains all the hardware and software required for full system operation. They share **no common components**, and as a result system uptime is maximised.

Space costs money and with a **footprint of only 0.42 m²** DPA UPScale ST (10-120 kW) takes up less floor space than alternative UPS solutions. The UPS provides all the benefits of a modular UPS solution with a maximum power density of 272kw/m².

DPA UPScale Highlights:

- _ Capacities from 10 to 120 kW in 10 or 20 kW modular steps
- _ N + 1 redundancy (up to 100 kW N + 1)
- _ Up to 95.5% efficiency across a wide load range
- _ Near-unity input power factor at partial and full loads (PF of >0.99 at 100% load)
- _ Low input harmonic distortion (THDi of <3%)
- _ 272 kW/m² power density
- _ “Six nines” availability



With DPA technology each UPS module has its own independent:

- _ logic control
- _ control panel
- _ rectifier
- _ inverter
- _ battery charger
- _ static switch



DPA – always protecting your critical applications.

The three major concerns of IT facility managers when assessing the life-cycle cost of their power protection infrastructure are availability, flexibility and total cost of ownership (TCO). The DPA UPScale ST is based on Newave's unique and proven [Decentralised Parallel Architecture \(DPA\)](#) that has been developed specifically to respond to these concerns.

DPA – maximum availability

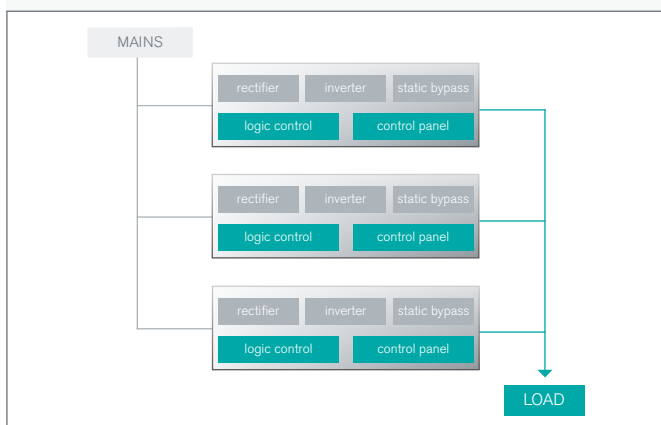
Parallel architecture limited only to modular design does not guarantee the highest power protection for critical applications. The success of a parallel modular system depends largely on the design of the parallel architecture and on the level of intelligence of the individual modules. Modular systems based on DPA are [free of single points of failure](#) and maximise the system's mean time between failure (MTBF). Quick and simple repair by safe-swapping modules while the UPS is online minimises the system's mean time to repair (MTTR).

DPA – high level of flexibility

UPS systems based on DPA allow for incremental expansions whilst ensuring redundancy at all times. It is possible to start with just a few modules and add to them as required in an easy and safe way. True safe-swap and safe-scale modularity enables the safe replacement of UPS modules and their integration into the UPS system without the need to transfer the critical load onto raw mains or to remove power from the critical load.

DPA – lowest total cost of ownership

Saving costs and optimising capital deployment are top priorities, and IT facility managers must make effective investments to increase the efficiency of their IT systems. An infrastructure that uses cost-effective and flexible modular power protection solutions with significantly lower operating costs will create competitive advantages in the medium term. The DPA UPScale ST boasts the lowest cost of ownership of any UPS system by offering energy efficiency, scalable flexibility and highest availability due to true redundancy and easy serviceability.







Newave's modular DPA UPScale ST is built of self-contained modules that include the entire UPS hardware and software; hence, it eliminates all the common parts which are potential single points of failure.

A DPA module includes distributed CPUs, distributed control panels, distributed power units and distributed static bypass switches. Even the batteries are separately configured for each module, which makes the parallel system fully and truly redundant.



DPA UPScale ST – system architecture.

The DPA UPScale ST can be deployed in a variety of system architectures to support the specific requirements of your IT infrastructure. The ST 40 and ST 60 cabinet types are suitable for applications with low run-times, limited space and no extension requirements. For larger autonomies and incremental future growth, the ST 80 and ST 120 are the best choices.

PRODUCT TYPES	ST 40	ST 60	ST 80	ST 120
				
Maximum output power	40 kW	60 kW	80 kW	120 kW
Nr. of internal batteries (7/9 Ah)	Up to 80	Up to 240	-	-
Dimensions W x H x D (mm)	550 x 1135 x 770	550 x 1975 x 770	550 x 1135 x 770	550 x 1975 x 770

DPA UPScale ST - safe-swap modularity.

The ability to safe-swap modules significantly reduces the system's mean time to repair (MTTR) and simplifies system upgrades. Thanks to the unique, compact design and low weight (10 kW = 18.6 kg, 20 kW = 21.5 kg) of the DPA UPScale modules, inserting additional modules or replacing existing ones during operation is easy and can be performed by a single technician.

High power – low weight!
20 kW = 21.5 kg



Modules	M 10 or M 20
Maximum output power	10 or 20 kW
Weight	18.6 or 21.5 kg
Dimensions W x H x D (mm)	488 x 132 x 540 (3 HU)


Technical specifications.

GENERAL DATA	ST 40	ST 60	ST 80	ST 120
Number of UPS modules	2	3	4	6
Maximum number of inbuilt batteries	80	240	-	-
Maximum output power	40 kW	60 kW	80 kW	120 kW
Output power factor	1.0			
Topology	True online double conversion			
Parallel configuration	Up to six modules			
UPS type	Modular (Decentralised Parallel Architecture)			
Cable entry	Front access			
INPUT				
Nominal input voltage	3 x 380/220 V + N, 3 x 400/230 V + N, 3 x 415/240 V + N			
Voltage tolerance (Ref. to 3 x 400/230 V)	For loads <100% (-23%, +15%), <80% (-30%, +15%), <60% (-40%, +15%)			
Input distortion THDi	<3% at 100%			
Frequency	35-70 Hz			
Power factor	0.99 at 100% load			
OUTPUT				
Rated output voltage	3 x 380/220 V + N, 3 x 400/230 V + N, 3 x 415/240 V + N			
Voltage distortion (Ref. to 3 x 400/230 V)	<1.5%			
Frequency	50 or 60 Hz			
Overload capability	10 min.: up to 125% or 1 min.: up to 150%			
Unbalanced load	100% possible			
Crest factor	3 : 1			
EFFICIENCY				
Overall efficiency	Up to 95.5%			
In eco-mode configuration	98%			
ENVIRONMENT				
Storage temperature	-25-70°C			
Operating temperature	0-40°C			
Altitude configuration	1000 m without derating			
COMMUNICATIONS				
Communication ports	USB, RS-232, SNMP slot, potential-free contacts			
Customer input interface	Remote shutdown, genset interface			
STANDARDS				
Safety	IEC/EN 62040-1-1, IEC/EN 60950-1			
Electromagnetic compatibility (EMC)	IEC/EN 62040-2, IEC/EN 61000-3-2 IEC/EN 61000-3-3, IEC/EN 61000-6-2			
Performance	IEC/EN 62040-3			
Product certification	CE			
WEIGHT, DIMENSIONS				
Weight (with modules/ without batteries)	Up to 136 kg	Up to 238 kg	Up to 169 kg	Up to 263 kg
Dimensions W x H x D (mm)	550 x 1135 x 770	550 x 1975 x 770	550 x 1135 x 770	550 x 1975 x 770



Head Office: Operations, Sales and Marketing

Newave SA
Via Luserte Sud 9
CH-6572 Quartino
T +41 (0) 91 850 29 29
F +41 (0) 91 840 12 54
info@newavenergy.com
www.newavenergy.com



Subsidiaries

Austria

Newave Österreich GmbH
Laxenburgerstrasse 252
AT-1230 Wien
T +43 (1) 710 96 70 0
F +43 (1) 710 96 70 12
info@newavenergy.at
www.newavenergy.at

Finland

Newave Finland OY
Niittyläntie 2
FI-00620 Helsinki
T +358 (0) 10 421 9400
info@newaveups.fi
www.newaveups.fi

Germany

Newave USV Systeme GmbH
Summerside Ave. C 207
Baden Airpark
DE-77836 Rheinmünster
T +49 (0) 7229 1866 0
F +49 (0) 7229 1866 33
zentrale@newavenergy.de
www.newavenergy.com

Italy

NEWAVE Italia
Via Vincenzo Ussani, 90
IT-00151 Roma
T +39 06 65 31 997
T +39 06 65 31 316
F +39 06 65 31 306
info@newavenergy.it
www.newavenergy.it

Spain

Newave España SA
Arturo Soria 329 1 D
ES-28033 Madrid
T +34 (91) 768 22 22
F +34 (91) 383 21 50
newave@newave.es
www.newavenergy.es

Switzerland

Newave Energy AG
Industriestrasse 5
CH-5432 Neuenhof
T +41 (0) 56 416 01 01
F +41 (0) 56 416 01 00
info@newavenergy.ch
www.newavenergy.ch

With a branch office in Biel:

Am Wald 36
CH-2504 Biel
T +41 (0) 32 366 60 30
F +41 (0) 32 366 60 35
info@newavenergy.ch
www.newavenergy.ch

The Netherlands

Newave UPS Systems BV
Stephensonweg 9
NL-4207 HA Gorinchem
T +31 (0) 183 64 6474
F +31 (0) 183 62 3540
info@newaveups.nl
www.newavenergy.nl

Hong Kong and China

Newave Energy Hong Kong Ltd
Room 2506, West Tower,
Shun Tak Centre
HK-168-200 Connaught Road
Central
T +31 642 215 512
sales-china@newave.com.cn
www.newavenergy.cn

With a branch office in China:

Newave Energy (Jiangmen) Limited
9/F Kawa House, 49 Jiangshe Road,
Jiangmen, Guangdong, China
Postal Code: 529000
T +86 750 368 0239
F +86 750 368 0229
sales-china@newave.com.cn
www.newavenergy.cn

India

Newave Energy India Pvt. Ltd.
818/819 Corporate Avenue,
Sonawala Road, Goregaon East,
IN-Mumbai 400 0063
T +91 (22) 4266 5151
F +91 (22) 4266 5141
info@newavenergy.in
www.newavenergy.com

Latin America

Newave South America LTDA
Rua Clodomiro Amazonas No. 1422
Suite 68
BR-04537-002 - São Paulo
T +55 (11) 3045 0809
F +55 (11) 3045 0764
info@newavesam.com
www.newavenergy.com