



Conceptpower DPA 10 – 250 kVA

Modular
Three-phase
UPS system

➤ True modular
UPS system
for critical
applications.

continuous power
protection availability



A UPS designed to meet the needs of today and tomorrow.



The Conceptpower DPA is a high-power, modular UPS system designed for today's critical high-density computing environments. The UPS is built using true online double conversion technology and delivers high-quality power. When combined with complete network integration software and communication connectivity, the Conceptpower DPA provides a comprehensive, easy-to-integrate power protection for data centres and network environments.

The Conceptpower DPA is based on Newave's unique and proven Decentralised Parallel Architecture DPA™. DPA means that each UPS module contains all the hardware and software required for full system operation. They share **no common components**. The major benefit of a DPA system is very high power availability. Each UPS module has its own independent static switch, rectifier, inverter, logic control, control panel and battery charger. Even the batteries can be configured separately for each module if required. With all of the critical components duplicated and distributed between individual units, potential single points of failure are eliminated. System uptime is further maximised by the true safe-swap modularity of the modules (easy replacement during system operation) which allows the simple addition or removal of modules without the need to bypass the UPS.

Conceptpower DPA modules can be connected in parallel configuration to provide redundancy or to increase the system's total capacity. The Conceptpower DPA delivers power protection from 10 to 250 kVA (one to five modules) in a single cabinet. Cabinets can operate in parallel configuration to build a system of **up to 1.5 MVA**.

Further Conceptpower DPA highlights:

- _ Power density of up to 342 kW/m² saves floor space
- _ Near-unity input power factor and low input harmonic distortion reduce running costs
- _ Safe-swap modules maximise availability and minimise upgrade costs

96%
AC-AC Efficiency

Fully scalable
up to 1.5 MVA




„Six nines“
Availability



Rightsize your system.

Conceptpower DPA – product range.

To ensure the ultimate in flexibility, the Conceptpower DPA is available in various configurations. The lower power cabinets can accommodate batteries internally. External battery cabinets are available for all product types. All UPS cabinets are parallelable.

PRODUCT TYPES	Conceptpower DPA Classic		Conceptpower DPA Triple		Conceptpower DPA Upgrade	
						
Output power	10–25 kVA	30–50 kVA	10–75 kVA	30–150 kVA	10–125 kVA	30–250 kVA
Nr. of UPS modules	1		1 to 3		1 to 5	
Module type	MD	MX	MD	MX	MD	MX
Parallel configuration	Up to 30 modules		Up to 30 modules		Up to 30 modules	
Dimensions W x H x D (mm)	550 x 1650 x 780	730 x 1650 x 800	550 x 1975 x 780	730 x 1975 x 800	550 x 1975 x 780	730 x 1975 x 800

Conceptpower DPA – safe-swap modularity.

True safe-swap modularity enables the safe removal and/or insertion of UPS modules into a Conceptpower DPA system without risk to the critical load and without the need to either transfer the critical load onto raw mains or remove power from the critical load. This unique feature directly addresses today's requirement for continuous uptime. The ability to safe-swap modules in a Conceptpower DPA system significantly reduces its mean time to repair (MTTR) and simplifies system upgrades.

**Independent
safe-swap
modules!**



MD MODULES	
Maximum output power	10, 15, 20, 25 kVA
Weight	28.5 – 35 kg
Dimensions W x H x D (mm)	483 x 225 x 700

MX MODULES	
Maximum output power	30, 40, 50 kVA
Weight	43.1 – 46.8 kg
Dimensions W x H x D (mm)	663 x 225 x 720



Efficiency up – costs down.

Lower your total cost of ownership.

The Conceptpower DPA boasts the lowest cost of ownership of any UPS system by offering energy efficiency, scalable flexibility and ergonomic design to enable easy serviceability. The Conceptpower DPA allows the infrastructure size to be scaled to align more closely with the prevailing IT requirements. Scaling the infrastructure to meet present IT needs, with the ability to add on incrementally as IT needs grow, also means that you only power and cool what you need. The resulting savings in power usage are substantial over the service life of the UPS.

Simplify installation and service.

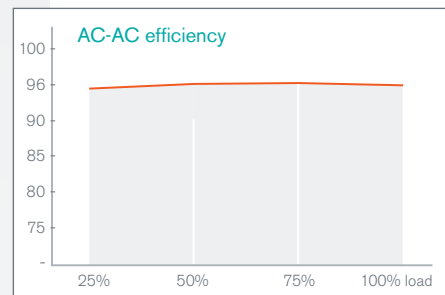

Its straightforward and understandable concept simplifies every step of the deployment process, from planning, through installation and commissioning to full use. Easy set-up and maintenance involve lower operating and maintenance costs. The Conceptpower DPA allows adding modules in a simple plug-and-play procedure.

Optimise your energy efficiency.

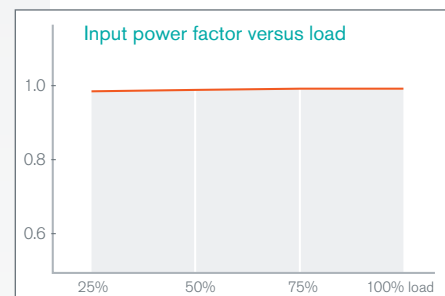
Class-leading energy efficiency significantly reduces system running costs and site air-conditioning costs.

Advanced scalable architecture.

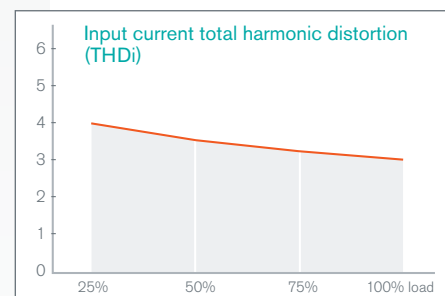
If additional capacity or redundancy is needed, up to 30 independent modules can operate in parallel configuration, achieving a total power capacity of up to 1.5 MVA.



The flat efficiency curve enables significant energy savings in every working condition.



The input power factor of the Conceptpower DPA is near unity at partial and full load.



Class-leading THDi of <3% virtually eliminates harmonic distortion of the mains supply.

Technical specifications.

GENERAL DATA	Conceptpower DPA Classic		Conceptpower DPA Triple		Conceptpower DPA Upgrade	
Maximum output power (frame)	25 kVA	50 kVA	75 kVA	150 kVA	125 kVA	250 kVA
Number of UPS modules	1		1 to 3		1 to 5	
Module type	MD	MX	MD	MX	MD	MX
Output power modules	10, 15, 20, 25 kVA	30, 40, 50 kVA	10, 15, 20, 25 kVA	30, 40, 50 kVA	10, 15, 20, 25 kVA	30, 40, 50 kVA
Weight (with modules/without batteries)	209 – 215 kg	305 – 309 kg	304 – 323 kg	368 – 379 kg	314 – 346 kg	420 – 439 kg
Dimensions W x H x D (mm)	550 x 1650 x 780	730 x 1650 x 800	550 x 1975 x 780	730 x 1975 x 800	550 x 1975 x 780	730 x 1975 x 800
Output power factor	0.8					
Topology	True online double conversion					
Parallel configuration	Up to 30 modules (up to 1.5 MVA)					
UPS type	Modular (DPA)					
Cable entry	Front access					
INPUT						
Nominal input voltage	3 x 380/220 V + N, 3 x 400/230 V + N, 3 x 415/240 V + N					
Voltage tolerance (Ref. to 3 x 400/230 V)	For loads <100% (-23%, +15%), <80% (-30%, +15%), <60% (-40%, +15%)					
Input distortion THDi	<3% at 100%					
Frequency	35–70 Hz					
Power factor	0.99					
OUTPUT						
Rated output voltage	3 x 380/220 V + N, 3 x 400/230 V + N, 3 x 415/240 V + N					
Voltage distortion (Ref. to 3 x 400/230 V)	<1.5%					
Frequency	50 or 60 Hz					
Overload capability	10 min.: up to 125% or 1 min.: up to 150%					
Unbalanced load	100% possible					
Crest factor	3 : 1					
EFFICIENCY						
Overall efficiency	Up to 96%					
In eco-mode configuration	98%					
ENVIRONMENT						
Storage temperature	-25 – +70°C					
Operating temperature	0–40°C					
Altitude	1000 m without derating					
BATTERY						
Battery capacity	Configurable up to hours					
Internal batteries	Yes	Yes	Yes	Yes	–	–
Nr. of internal batteries	Up to 200	Up to 280	Up to 180	Up to 240	–	–
COMMUNICATIONS						
LEDs	Yes (per module)					
Communication ports	USB, RS-232, SNMP slot, potential-free contacts					
STANDARDS						
Safety	IEC/EN 62040-1-1, IEC/EN 60950-1					
Electromagnetic compatibility (EMC)	IEC/EN 61000-6-4 (IEC/EN 62040-2 limit A [C2 UPS]) IEC/EN 61000-6-2 (IEC/EN 62040-2 criterion A [C2 UPS]) IEC/EN 61000-4-2, IEC/EN 61000-4-3, IEC/EN 61000-4-4, IEC/EN 61000-4-5, IEC/EN 61000-4-6					
Performance	IEC/EN 62040-3					
Product certification	CE/GOST by TÜV					
Protection rating	IP 20					



Head Office: Operations, Sales and Marketing

Newave SA
Via Luserte Sud 9
CH-6572 Quartino
T +41 (0) 91 850 29 29
F +41 (0) 91 840 12 54
info@newavenergy.com
www.newavenergy.com

Subsidiaries

Austria

Newave Österreich GmbH
Laxenburgerstrasse 252
AT-1230 Wien
T +43 (1) 710 96 70 0
F +43 (1) 710 96 70 12
info@newavenergy.at
www.newavenergy.at

Finland

Newave Finland OY
Niittyläntie 2
FI-00620 Helsinki
T +358 (0) 10 421 9400
info@newaveups.fi
www.newaveups.fi

Germany

Newave USV Systeme GmbH
Summerside Ave. C 207
Baden Airpark
DE-77836 Rheinmünster
T +49 (0) 7229 1866 0
F +49 (0) 7229 1866 33
zentrale@newavenergy.de
www.newavenergy.com

Italy

NEWAVE Italia
Via Vincenzo Ussani, 90
IT-00151 Roma
T +39 06 65 31 997
T +39 06 65 31 316
F +39 06 65 31 306
info@newavenergy.it
www.newavenergy.it

Spain

Newave España SA
Arturo Soria 329 1 D
ES-28033 Madrid
T +34 (91) 768 22 22
F +34 (91) 383 21 50
newave@newave.es
www.newavenergy.es

Switzerland

Newave Energy AG
Industriestrasse 5
CH-5432 Neuenhof
T +41 (0) 56 416 01 01
F +41 (0) 56 416 01 00
info@newavenergy.ch
www.newavenergy.ch

With a branch office in Biel:

Am Wald 36
CH-2504 Biel
T +41 (0) 32 366 60 30
F +41 (0) 32 366 60 35
info@newavenergy.ch
www.newavenergy.ch

The Netherlands

Newave UPS Systems BV
Stephensonweg 9
NL-4207 HA Gorinchem
T +31 (0) 183 64 6474
F +31 (0) 183 62 3540
info@newaveups.nl
www.newavenergy.nl

Hong Kong and China

Newave Energy Hong Kong Ltd
Room 2506, West Tower,
Shun Tak Centre
HK-168-200 Connaught Road
Central
T +31 642 215 512
sales-china@newave.com.cn
www.newavenergy.cn

With a branch office in China:

Newave Energy (Jiangmen) Limited
9/F Kawa House, 49 Jiangshe Road,
Jiangmen, Guangdong, China
Postal Code: 529000
T +86 750 368 0239
F +86 750 368 0229
sales-china@newave.com.cn
www.newavenergy.cn

India

Newave Energy India Pvt. Ltd.
818/819 Corporate Avenue,
Sonawala Road, Goregaon East,
IN-Mumbai 400 0063
T +91 (22) 4266 5151
F +91 (22) 4266 5141
info@newavenergy.in
www.newavenergy.com

Latin America

Newave South America LTDA
Rua Clodomiro Amazonas No. 1422
Suite 68
BR-04537-002 - São Paulo
T +55 (11) 3045 0809
F +55 (11) 3045 0764
info@newavesam.com
www.newavenergy.com